



Brüche einfärben

Mittel ● ●

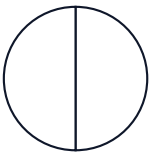
MA.1.C.2 4. Klasse · 5. Klasse

NAME _____ DATUM _____

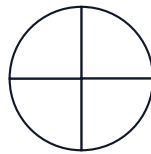
SO FUNKTIONIERT ES

Färbe den angegebenen Anteil im Kreis und im Rechteck. Beide Modelle zeigen denselben Bruch.

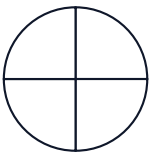
1 Färbe $\frac{1}{2}$



2 Färbe $\frac{1}{4}$



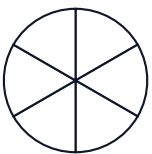
3 Färbe $\frac{3}{4}$



4 Färbe $\frac{2}{3}$



5 Färbe $\frac{4}{6}$



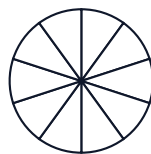
6 Färbe $\frac{3}{5}$



7 Färbe $\frac{5}{8}$



8 Färbe $\frac{7}{10}$






Lösungen

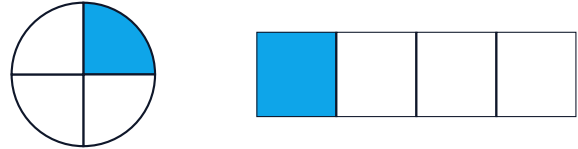
Brüche einfärben

Mittel ● ●

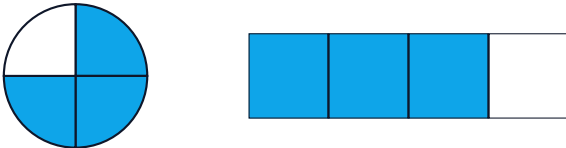
1 Färbe $1/2$




2 Färbe $1/4$



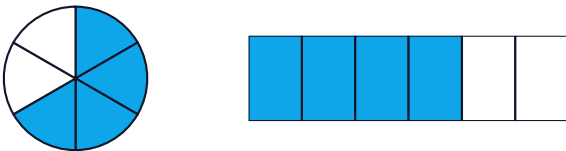
3 Färbe $3/4$



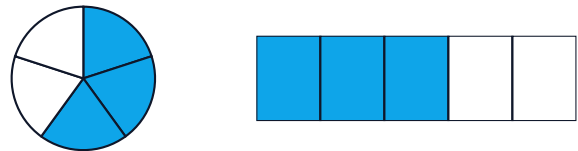
4 Färbe $2/3$



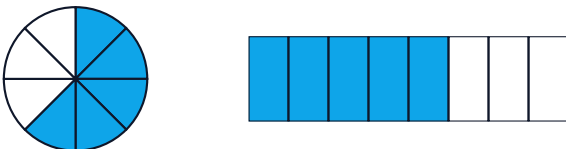
5 Färbe $4/6$



6 Färbe $3/5$



7 Färbe $5/8$



8 Färbe $7/10$

