



Brüche einfärben — komplexe Bruchteile

Schwierig ● ● ●

MA.1.C.2 4. Klasse · 5. Klasse

NAME _____

DATUM _____

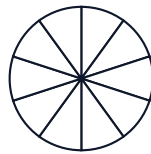
SO FUNKTIONIERT ES

Färbe den angegebenen Anteil im Kreis und im Rechteck. Beide Modelle zeigen denselben Bruch.

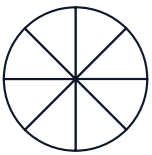
1 Färbe $7/12$



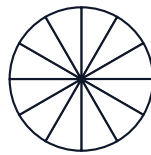
2 Färbe $3/10$



3 Färbe $7/8$



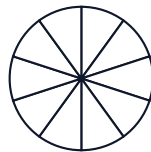
4 Färbe $5/12$



5 Färbe $4/9$



6 Färbe $9/10$



7 Färbe $11/12$



8 Färbe $3/8$



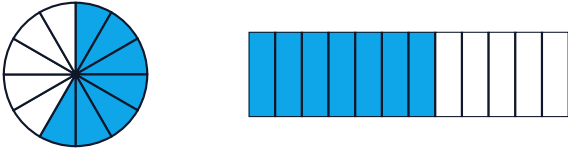


Lösungen

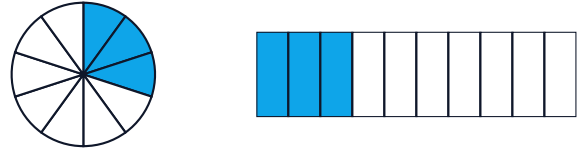
Brüche einfärben — komplexe Bruchteile

Schwierig ●●●

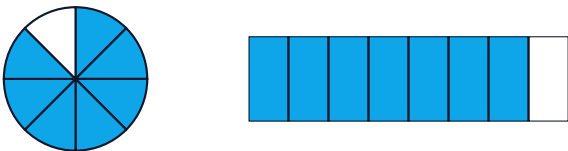
1 Färbe $7/12$



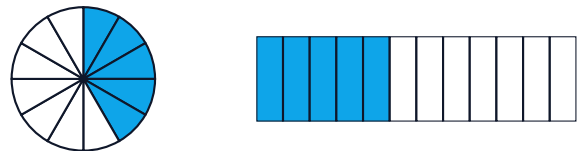
2 Färbe $3/10$



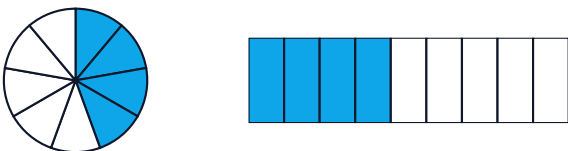
3 Färbe $7/8$



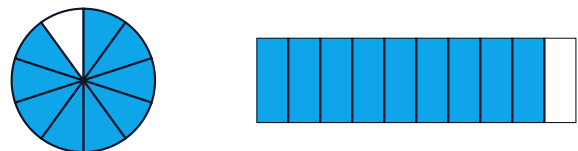
4 Färbe $5/12$



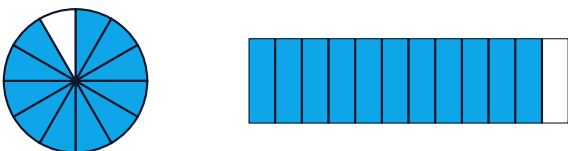
5 Färbe $4/9$



6 Färbe $9/10$



7 Färbe $11/12$



8 Färbe $3/8$

